


# MODEL VERONA – ONLY FRAME

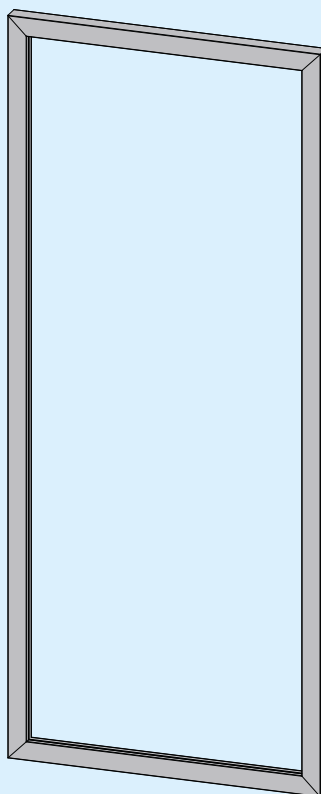
## Verona

## Facts and figures

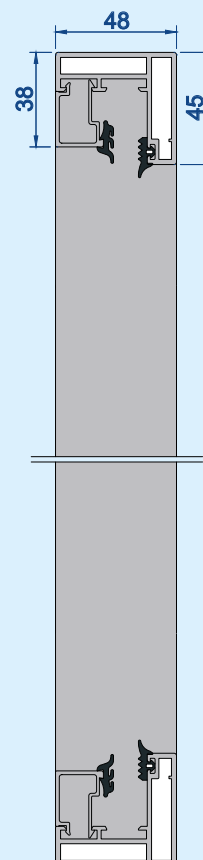
<b>Frame</b>	All around: Extruded aluminum profile 45 x 48 mm, L-shaped
<b>Rung</b>	Distance and execution depends on the requirements of the filling.
<b>Infill</b>	Without infill, with glass bar and rubber for on-site filling
<b>Processing</b>	Frame profiles are cut to miter, pressed in and stuck together by corner angles. Filling held in frame by terminal strip and elastic band. Coating of aluminium profiles prior to assembly.
<b>Surface</b>	Powdercoated, RAL standard, silk sheen; special colour tones and structures available
<b>Sizes</b>	Maximum width 2000 mm, maximum height 3000 mm Minimum and maximum dimensions also depends on the infill wish by the customer Possibly not all widths and heights are available
<b>Weight</b>	approx. 4 kg / m <sup>2</sup>



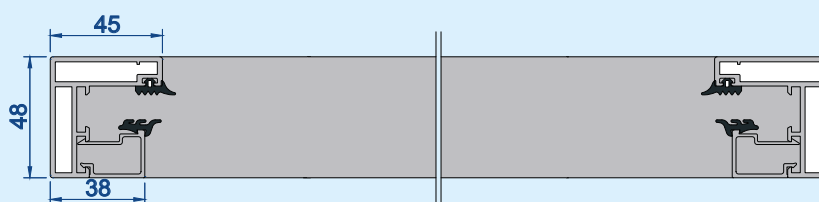
3D view outside  
without scale



3D view inside  
without scale



Vertical view:  
Scale 1:3



Horizontal view: Scale 1:3