

MODEL SYDNEY – SHUTTER WITH SLATS 50 x 10


Sydney

Facts and figures

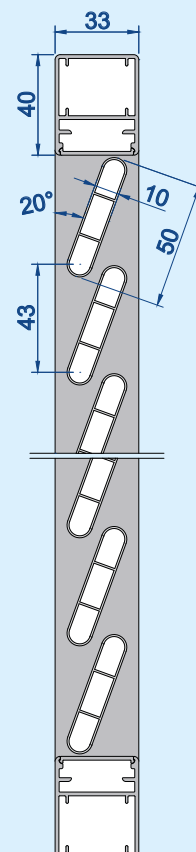
Frame	All around: Extruded aluminum profile 40 x 33 mm, rectangular
Rung	On demand (custom made)
Infill	Extruded aluminum profile 50 x 10 mm, shutter with slats (flat, with rounded ends) Centre distance of the slats: 43 mm
Processing	Frame profiles are cut to miter, pressed in and stuck together by corner angles. Slats are placed into the punched frame. Coating the Aluminum slats after the assembly.
Surface	Powdercoated, RAL standard, silk sheen; special colour tones and structures available
Sizes	Maximum width 1000 mm, maximum height 3000 mm Possibly not all widths and heights are available
Weight	approx. 9 kg / m ²



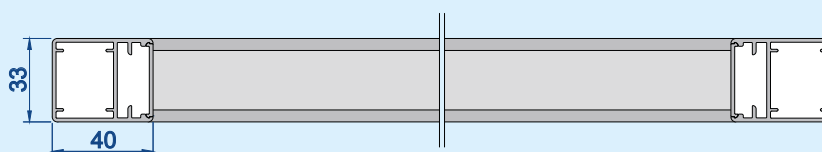
3D view outside
without scale



3D view inside
without scale



Vertical view:
Scale 1:3



Horizontal view: Scale 1:3