


MODELL KRAKAU – ELLIPTICAL SHAPED SLAT 50 x 13


Krakau

Facts and figures

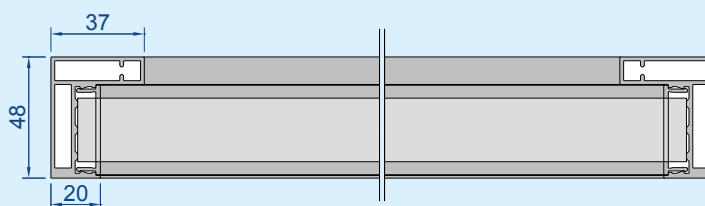
Frame	All around: Extruded aluminum profile 48 x 37 mm, L-shaped, Additional lateral holding rail for slats
Rung	On demand (custom made)
Infill	Extruded aluminum profile 50 x 13 mm, elliptical shaped Centre distance of the slats: 45 mm
Processing	Frame profiles are cut to miter, pressed in and stuck together by corner angles. Slats put together in holding rail. Holding rail clipped into the frame and pressed. Shutters are coated after assembly.
Surface	Powdercoated, RAL standard, silk sheen; special colour tones and structures available
Sizes	Maximum width 1500 mm, maximum height 3000 mm Possibly not all widths and heights are available
Weight	approx. 13 kg / m ²



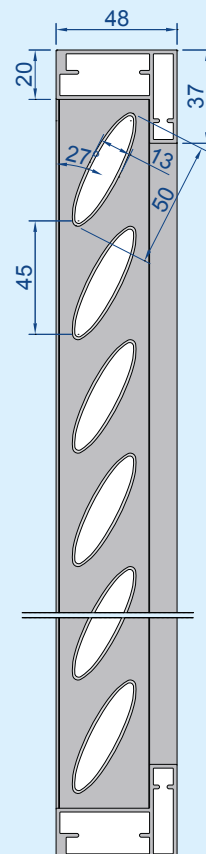
3D view outside
without scale



3D view inside
without scale



Horizontal view: Scale 1:3



Vertical view:
Scale 1:3