


MODEL FLORENZ – SHUTTER WITH SLATS 45 x 10


Florenz

Facts and figures

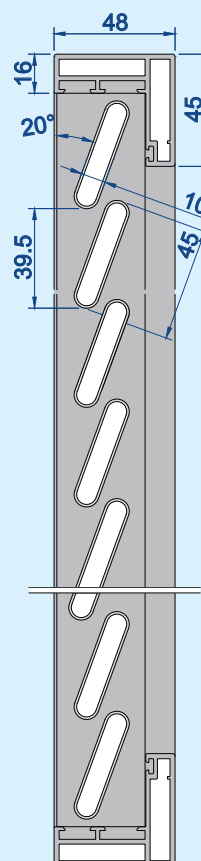
Frame	All around: Extruded aluminium profile 45 x 48 mm, L-shaped
Rung	Extruded aluminium profile 60 x 35 mm plus slat holding rail, rectangular
Infill	Extruded aluminium profile 45 x 10 mm, shutter with slats (flat, with rounded corners) Centre distance of the slats: 39,5 mm
Processing	Frame profiles are cut to miter, pressed in and stuck together by corner angles. Slats held in frame by holding rail. Coating the Aluminium slats before the assembly.
Surface	Powdercoated, RAL standard, silk sheen; special colour tones and structures available
Sizes	Maximum width 1800 mm, maximum height 2700 mm Possibly not all widths and heights are available
Weight	approx. 13 kg / m ²



3D view outside
without scale



3D view inside
without scale



Vertical view:
Scale 1:3



Horizontal view: Scale 1:3