


MODEL ERLANGEN – Z-SHAPED SLATS 53 x 38


Erlangen

Facts and figures

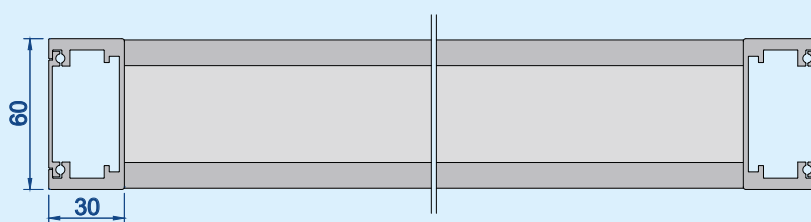
Frame	On the sides: Extruded aluminum profile 30 x 60 mm, rectangular Top and bottom: Extruded aluminum profile 29 x 59 mm, rectangular Alternatively with integrated bottom floor guide.
Slat	On demand (custom made)
Infill	Extruded aluminum profile 53 x 38 mm, Z-shaped Centre distance of the slats: 50 mm
Processing	Frame profiles are buttjointed and screwed together. Slats individually screwed together with frame. Coating of aluminium profiles prior to assembly.
Surface	Powdercoated, RAL standard, silk sheen; special colour tones and structures available
Size	Maximum width 1800 mm, maximum height 3000 mm Possibly not all widths and heights are available
Weight	approx. 16 kg / m ²



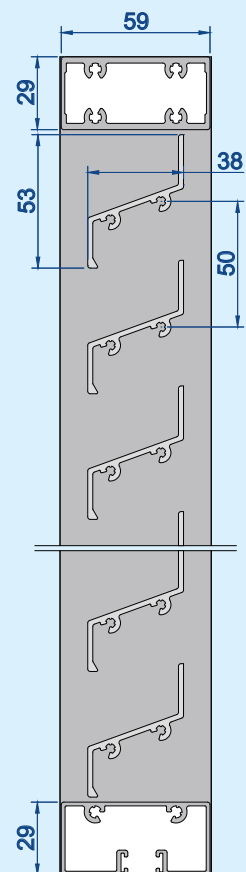
3D view outside
without scale



3D view inside
without scale



Horizontal view: Scale 1:3



Vertical view:
Scale 1:3